



# CONCRETE PANELS FOR RAILROAD CROSSINGS

## Connection between railway, traffic and storage areas

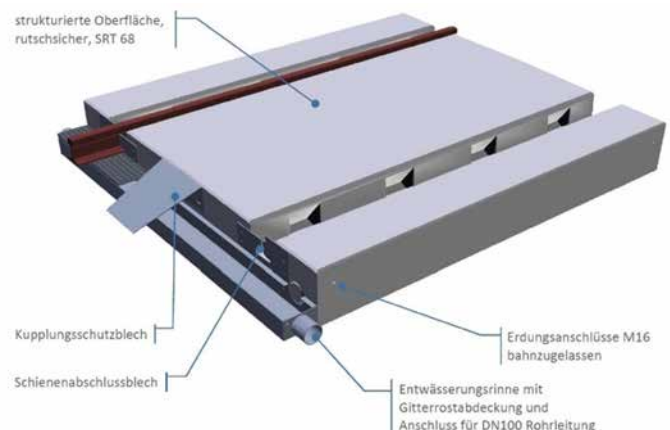
We have developed a track base plate that provides an ideal connection between the railway, traffic and storage areas. With a weight of up to 5.5 tonnes, track base plates from Lauchhammer guarantee optimal and permanent stability even under extreme loads.

## Areas of application







In harbor areas and at container terminals, track base plates have already become indispensable. Wherever industrial rail connections are repaired or newly planned in combination with traffic routes, the use of track base plates from Lauchhammer is the best choice.

## Particularly well suited

As they also take into account load models 1 and 71 in accordance with DIN EN 1991-2, our track base plates are particularly suitable for track/road crossings in public transport with very high traffic volumes, even under the highest loads and extreme wheel and axle loads!



### Produktpalette und Standardabmessungen

	49E1	54E3	60E1	60R1, 67R1, Ph37N		
Profil						
Belastung	mit EBA-Zulassung			ohne EBA-Zulassung		
	 	LM71/LM1 nach DIN EN 1991-2 (ehemals UIC71+SLW60) V <sub>max</sub> < 160 km/h				
Stärke [mm]	320	380	320	380	380	380
Radius [m]	≥ 150	≥ 150	≥ 150	≥ 150	≥ 150	≥ 150
Gewicht [kg]	4305	5450	4305	5450	5450	5450
Standard-Abmessungen Länge x Breite: 2600/2570 x 2400 mm Standard-Spurmaß: 1435 mm						
Abweichende Spurmaße, Radien < 100 m und Außergewöhnliche Belastungen, z.B. Reach Stacker, auf Anfrage						



## CONCRETE PANELS FOR RAILROAD CROSSINGS

### Optimised construction

The high self-weight and the large-area load distribution - combined with the virtually complete embedding of the rail - reduce both the noise emissions and their transmission into the ground and thus to the neighboring buildings.

### Anti-slip surface and surface formation possible

The anti-slip surface is a standard feature and increases safety for pedestrians and crossing traffic. The surface formation across several tracks can be realised using customised intermediate slabs.

### Advantages

- ✓ Extremely durable
- ✓ Can withstand extremely high loads
- ✓ Exceptionally short installation time
- ✓ Fully operational immediately after installation
- ✓ Absolutely maintenance-free
- ✓ Uncomplicated connection to all surface fixings



### About us

B+F Beton- und Fertigteilgesellschaft mbH Lauchhammer manufactures high-quality precast reinforced concrete elements. For over 30 years, our company has specialized in the development, manufacture, delivery and installation of precast concrete elements for a wide range of applications in supply and disposal, transportation, environmental protection, communication, object protection and civil engineering. We are pleased to assist you.

Information on track support plates



Concrete parts product overview

